

# The East Valley

## of Greater Phoenix, Arizona

Connecting • Location • Education • Innovation • Entrepreneurship • Quality of Life



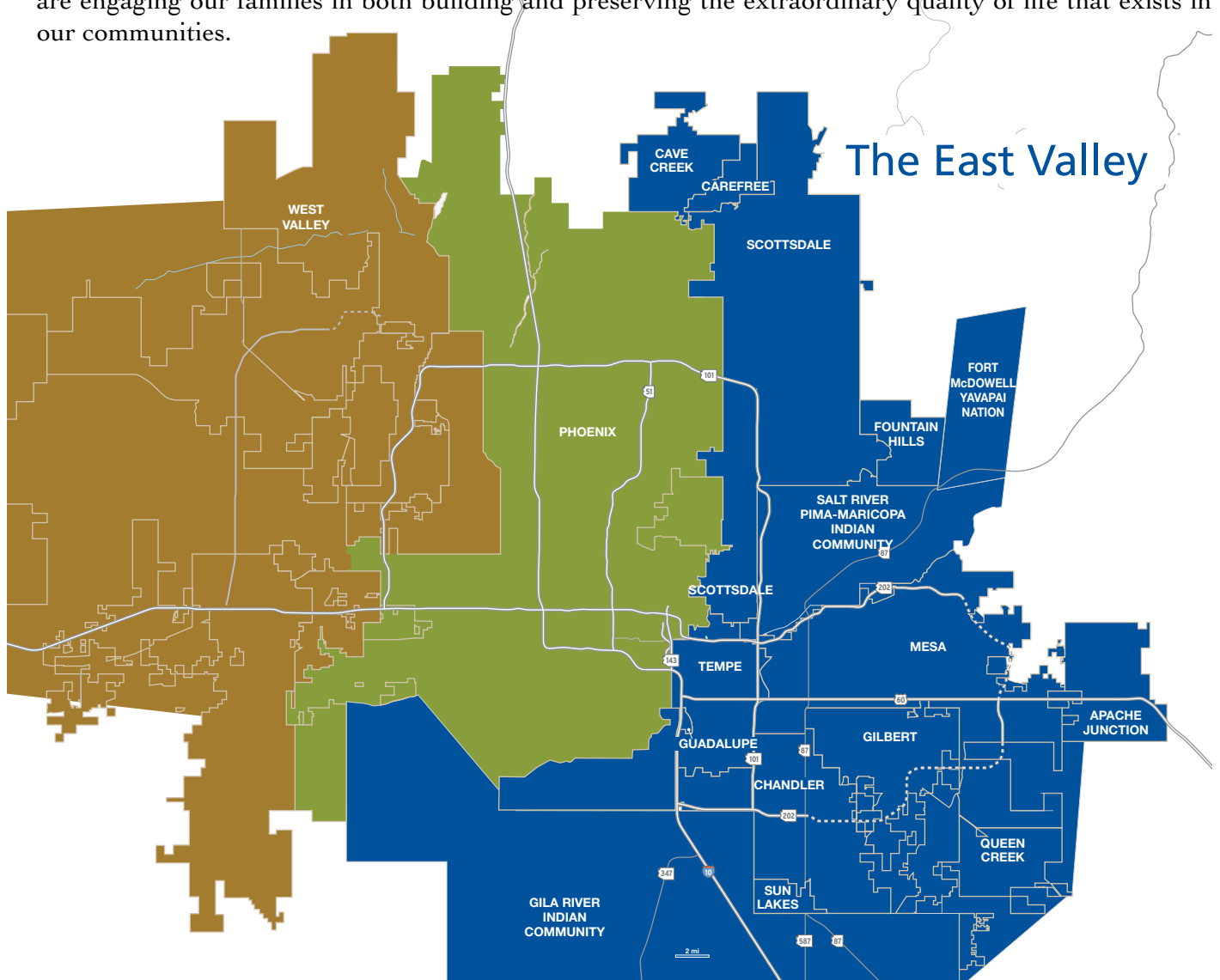
# The East Valley of Greater Phoenix, Arizona

Comprised of sixteen communities, the East Valley of Greater Phoenix has become one of the most dynamic regions in the country with record growth since 1980. In fact, we have welcomed more than 300,000 new households since the 1990 census. We have welcomed nearly 118,000 new households since the 2000 census. The East Valley currently has nearly 1.7 million residents and is expected to grow to nearly 1.9 million by 2012.

This unprecedented growth has resulted in:

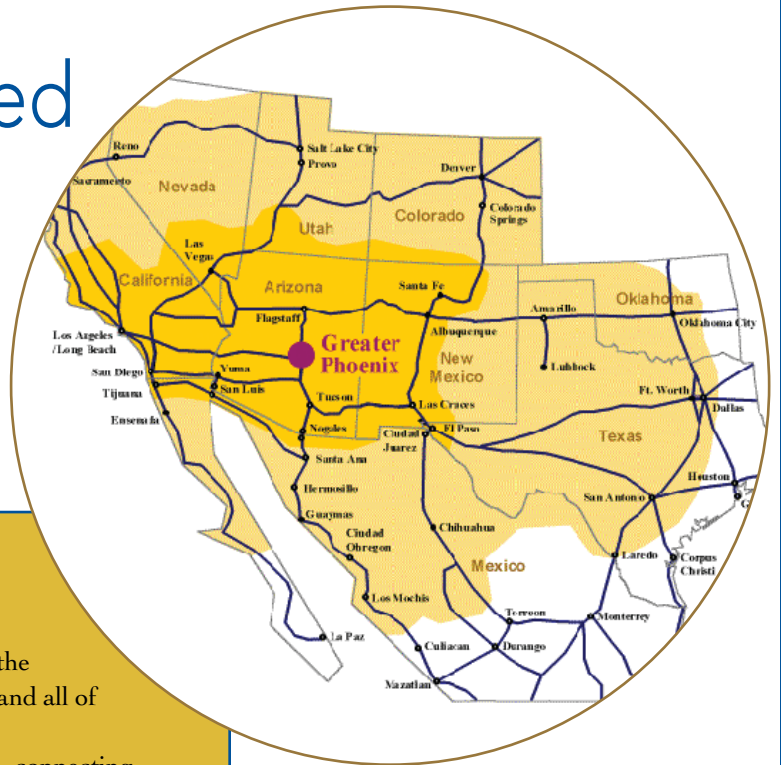
- Young, higher income residents
- Culture that values education
- Greater educational attainment
- Highly skilled and talented workforce
- More than \$36 billion consumer base
- Over 54,000 business establishments
- Science- and research-based companies
- New infrastructure and transportation networks

Through a strong collaboration of civic leaders and policy-makers, we are looking ahead to sustaining our strong and vital economy by preparing for greater global competition. As a leader in U.S. growth, we are expanding our base of science and technology companies to build more wealth in our economy, and we are engaging our families in both building and preserving the extraordinary quality of life that exists in our communities.



# The East Valley is conveniently located

within a two-day drive of all the major business and population centers of the Southwestern United States and is comfortably far enough away to enjoy a lower cost of living and a superior quality of life.



## Transportation Infrastructure

### Highways:

- Interstate 10 is a major trucking route connecting the East Valley directly with Los Angeles to the west, and all of the Southeastern United States to the east.
- Interstate 8 provides access to Southern California, connecting to Interstate 10.
- The East Valley also has direct interstate access to Mexico via Interstate 19 which connects to Interstate 10 in Tucson.
- With the completion of the San Tan and Red Mountain Loop 202 freeways, anywhere in the East Valley is within minutes of the major East-West and North-South transportation corridors.

### Air:

- Phoenix Sky Harbor International Airport provides nonstop service to 102 domestic and international destinations with 497 daily nonstop flights, daily nonstop flights to 15 international destinations in Mexico and Canada, as well as to London and Costa Rica and connections to 41 international destinations throughout the world. Sky Harbor has more than 130 international flights departing daily.
- Phoenix-Mesa Gateway Airport now offers nonstop flights to over 15 destinations across the country including Bellingham, Washington; Rockford, Illinois; Las Vegas, Nevada; and Fargo, North Dakota. Visit [www.phxmesagateway.org](http://www.phxmesagateway.org) to see why flying out of Phoenix-Mesa Gateway Airport is **just plane easy.**<sup>®</sup>
- In addition, there are five primary general aviation airports that serve the area.

### Rail:

- The East Valley is served by the Union Pacific Railroad's Sunset Route.
- Traffic on the Sunset Route averages about 60 trains per day, carrying everything from electronics to automobiles.

### Freight:

- More than 300 overland trucking air cargo companies provide service to domestic and international destinations.

## Mileage to Major Cities From the East Valley

Destination	Road Mileage
Albuquerque	463
Atlanta	1,862
Charlotte	2,092
Dallas	1,069
Denver	809
San Antonio	994
Las Vegas	292
Los Angeles	371
Portland	1,338
Salt Lake City	656
San Francisco	752

Source: Rand McNally - Road Atlas



# Families moving to the East Valley

are delighted with the abundance of housing alternatives and the incredible values.

## Cost of Living Index

City	Composite Score
Las Vegas, NV	109.4
Los Angeles, CA	147.0
Dallas, TX	91.8
Albuquerque, NW	98.9
Riverside, CA	116.6
San Jose, CA	151.0
Salt Lake City, UT	102.2
Phoenix, AZ	102.5

**Note:** US Average = 100.0. The Index compares the cost of maintaining a standard of living appropriate for moderately affluent professional and managerial households (annual income over \$70,000 in most parts of the country).

Source: American Chamber of Commerce Research Association, March 2007

## Climate

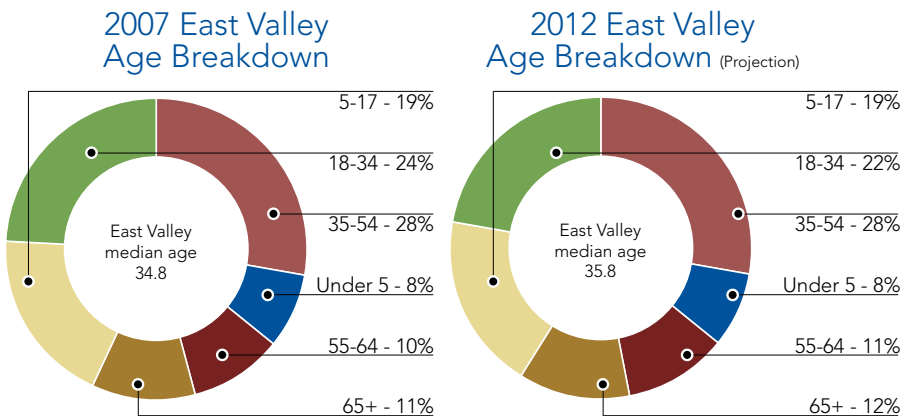
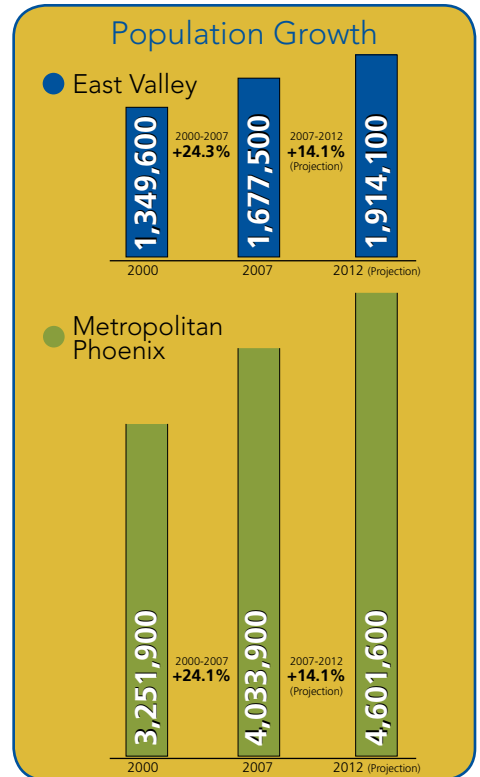
	Average High*	Average Low*
<b>Winter</b>	67.7	39.3
<b>Spring</b>	84.1	51.5
<b>Summer</b>	103.5	72.3
<b>Fall</b>	85.7	63.3
<b>Average Annual Rainfall</b>		<b>9.41 inches</b>
<b>Elevation</b>		<b>1,230 feet</b>

\*Degree Fahrenheit

Source: Western Region Climate Center; State Climate Office, Arizona State University  
 Note: Averages are based on data from East Valley core cities Chandler Heights, Mesa, Scottsdale, and Tempe

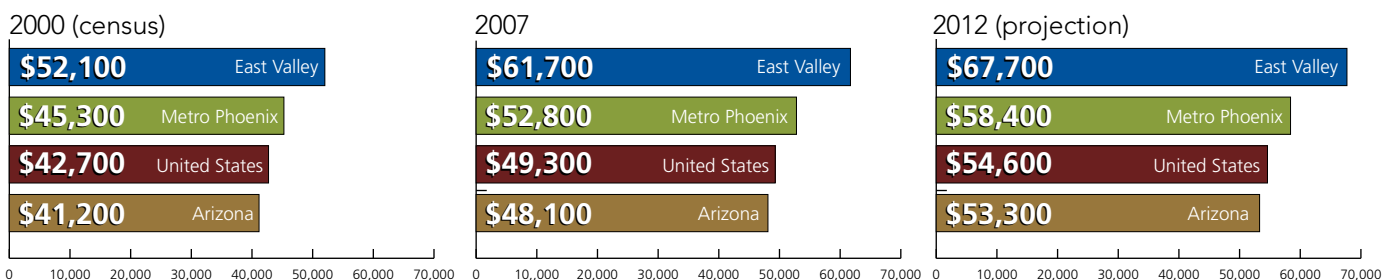
### Median Sales Price for an Existing Single Family Home

<b>Phoenix, Mesa, Scottsdale CBSA</b>	\$262,570
<b>USA</b>	\$220,000



Source: Claritas 2007

## Median Household Income



# You will be in good company

Whether you are a knowledge-driven company, a technology entrepreneur or a basic manufacturer, you will find yourself in good company. The East Valley has a strong corporate base that employs more than 750,000 people, which ranks it as the largest suburban employment center in Arizona.

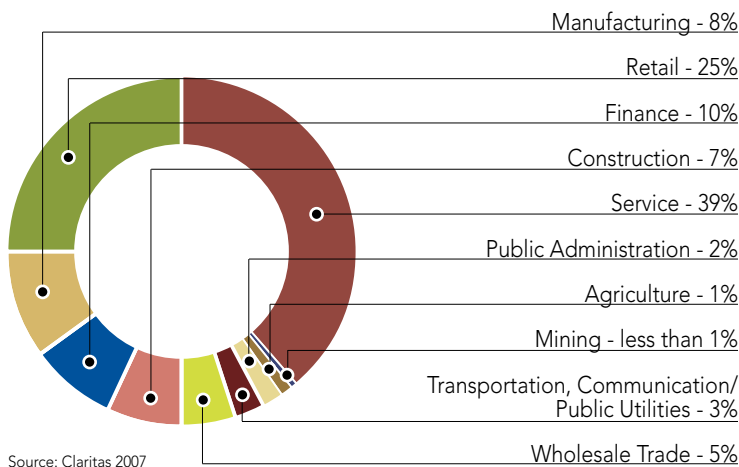
## Largest East Valley Employers

Company Name	Arizona Employees	Type of Business
Arizona State University	12,083	University education
Intel Corporation	10,100	Semiconductor manufacturer
Bashas' Inc.	9,902	Grocery retailer, supermarkets
Safeway Stores	9,286	Grocery retailer, supermarkets
Mesa Public Schools	8,910	K-12 education
The Boeing Company	4,700	Aerospace manufacturing and advanced design
Scottsdale Healthcare	4,523	Hospital
Maricopa County Community College District	4,349	Community college education
Salt River Project	4,326	Major provider of water and power
General Dynamics C4 Systems	4,200	Defense contractor and prime systems integrator
City of Mesa	4,160	Municipal government
Mayo Clinic Scottsdale	4,157	Health care
Freescale Semiconductor	3,000	Design, manufacture of embedded semiconductors
Rural/Metro Corporation	2,000	Medical transportation and Fire protection services

Source: The Business Journal Book of Lists 2007

Note: Based on the number of full-time equivalent employees, list originally published on 12/9/06

## A Balanced Labor Pool 2007 East Valley Employees by Industry



Source: Claritas 2007



## The Costs of Doing Business In the East Valley

Labor	
Mean Wage	\$37,130
Workers Compensation (per \$100)	\$1.73
Unemployment Insurance (cost per employee)	\$82.78
Unionization Rate	7.8%
Right-to-Work State	Yes

Real Estate	
Commercial Lease Rates	
Office	\$22.72/SF
Industrial	\$0.83/SF
Median Home Price	\$262,570

Utilities	
Electric Rates (per kwh)	
Commercial*	\$0.0704
Industrial**	\$0.0548
Natural Gas (per 1000 cubic feet)	
Commercial	\$10.47
Industrial	\$9.91

Taxes	
Corporate Income Tax	6.968%
Individual Income Tax (highest bracket)	4.79%
State and Local Tax Burden (% of income)	10.3%

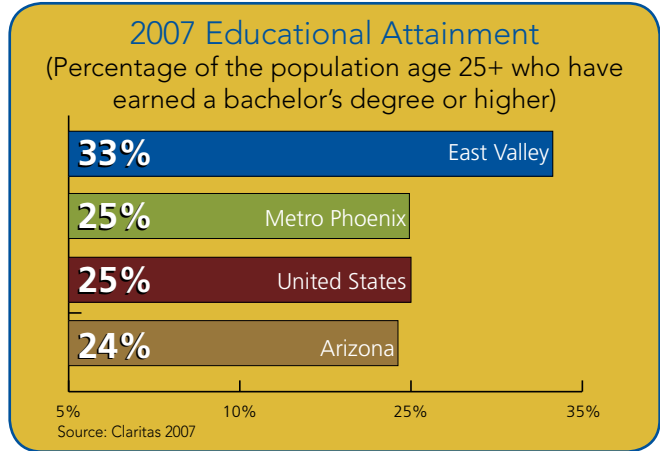
Sources: U.S. Bureau of Labor Statistics, American Institute for Full Employment May 2006, CB Richard Ellis MarketView 2007, Tax Foundation 2006 State Tax Profiles, Unionstats.com, APS Competitive States Analysis, National Association of Realtors first quarter 2007 median home prices

\*500 kw, 180,000 kwh, 50% load factor

\*\*1,000 kw, 650,000 kwh, 90% load factor

# An educated workforce,

high productivity, low absenteeism and competitive wages characterize the East Valley workforce.



## Wage Rates in the East Valley

<b>Management</b> Median Hourly: \$35.86 Average Hourly: \$41.30 Average Annual: \$85,900	<b>Healthcare Practitioners and Technical</b> Median Hourly: \$24.62 Average Hourly: \$29.56 Average Annual: \$61,490
<b>Business and Financial Operations</b> Median Hourly: \$23.37 Average Hourly: \$26.71 Average Annual: \$55,560	<b>Healthcare Support</b> Median Hourly: \$11.19 Average Hourly: \$11.89 Average Annual: \$24,720
<b>Computer and Mathematical</b> Median Hourly: \$28.52 Average Hourly: \$30.00 Average Annual: \$62,400	<b>Personal Care and Service</b> Median Hourly: \$9.72 Average Hourly: \$13.10 Average Annual: \$27,250
<b>Architecture and Engineering</b> Median Hourly: \$28.57 Average Hourly: \$30.20 Average Annual: \$62,810	<b>Sales</b> Median Hourly: \$12.13 Average Hourly: \$16.62 Average Annual: \$34,580
<b>Life, Physical and Social Science</b> Median Hourly: \$23.39 Average Hourly: \$26.26 Average Annual: \$54,630	<b>Office and Administrative Support</b> Median Hourly: \$13.29 Average Hourly: \$14.30 Average Annual: \$29,750
<b>Community and Social Services</b> Median Hourly: \$17.64 Average Hourly: \$18.57 Average Annual: \$38,630	<b>Construction and Extraction</b> Median Hourly: \$15.09 Average Hourly: \$16.38 Average Annual: \$34,070
<b>Legal</b> Median Hourly: \$30.00 Average Hourly: \$37.98 Average Annual: \$78,990	<b>Installation, Maintenance and Repair</b> Median Hourly: \$17.30 Average Hourly: \$18.60 Average Annual: \$38,680
<b>Education, Training and Library</b> Median Hourly: \$15.79 Average Hourly: \$17.08	<b>Production</b> Median Hourly: \$12.42 Average Hourly: \$13.72 Average Annual: \$28,540
<b>Arts, Design, Entertainment, Sports, Media</b> Median Hourly: \$16.86 Average Hourly: \$20.36 Average Annual: \$42,350	<b>Transportation and Material Moving</b> Median Hourly: \$11.79 Average Hourly: \$14.98 Average Annual: \$31,150

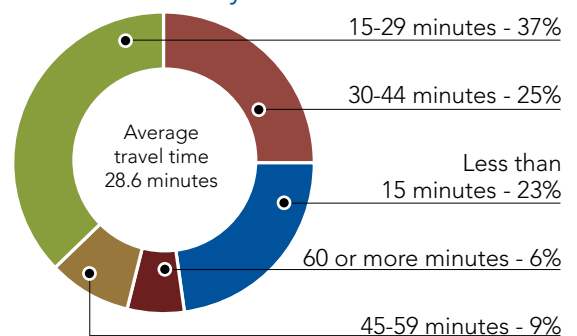
Source: May 2007 Metropolitan Area Occupational Employment and Wage Estimates for Greater Phoenix

## 2007 East Valley Population 16+ by Employment Status

Total Population 16+	1,282,900	Percent
<b>Civilian Employed</b>	835,500	65%
<b>Civilian Unemployed</b>	31,100	3%
<b>Not in Labor Force</b>	414,900	32%
<b>In Armed Services</b>	1,400	less than 1%



## 2007 East Valley Travel Time to Work



Source: Claritas 2007

# The East Valley: A Hub of Educational Excellence

East Valley educators actively embrace the **P-20 concept** which provides our students with a seamless education, preschool through graduate school to employment.

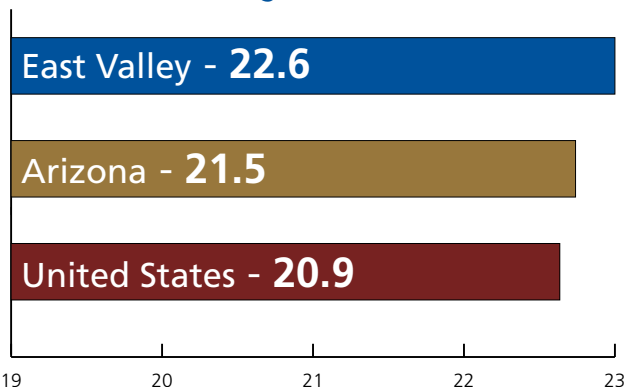
Education in our region is a **\$3 billion industry**. Our K-12 educational opportunities span **15 school districts** and **99 charter schools** and serve over **275,000 students**. Eleven colleges and universities serve over **125,000 students**.

The East Valley is home to Arizona State University, one of the nation's top research universities, enrolling undergraduate, graduate and professional students; 6 private universities and three of the 10 Maricopa Community Colleges — Mesa Community College, Chandler-Gilbert Community College and Rio Salado Community College.

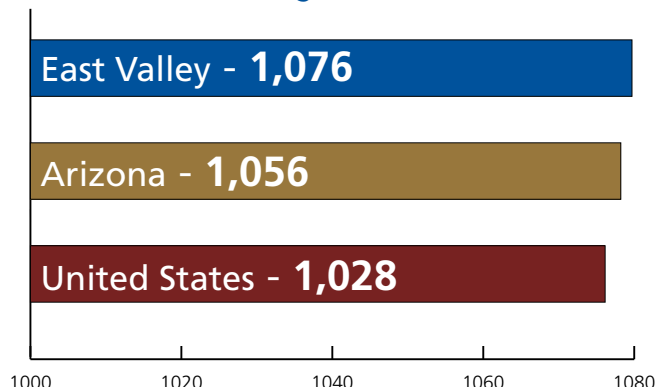


Education Stats	
Average Expenditure per Student per Year	\$5,052
Student / Teacher Ratio	18:1

Average ACT Scores



Average SAT Scores



# East Valley Communities

**Ahwatukee** [www.ahwatukee.com](http://www.ahwatukee.com)

**Apache Junction** [www.ajcity.net](http://www.ajcity.net)

**Carefree** [www.carefree.org](http://www.carefree.org)

**Cave Creek** [www.cavecreek.org](http://www.cavecreek.org)

**Chandler** [www.chandleraz.gov](http://www.chandleraz.gov)

**Fort McDowell Yavapai Nation** [www.ftmcdowell.org](http://www.ftmcdowell.org)

**Town of Fountain Hills** [www.fh.az.gov](http://www.fh.az.gov)

**Gila River Indian Community** [www.gric.nsn.us](http://www.gric.nsn.us)

**Gilbert** [www.ci.gilbert.az.us](http://www.ci.gilbert.az.us)

**Guadalupe** [www.guadalupeaz.org](http://www.guadalupeaz.org)

**Mesa** [www.cityofmesa.org](http://www.cityofmesa.org)

**Queen Creek** [www.queencreek.org](http://www.queencreek.org)

**Salt River Pima-Maricopa  
Indian Community** [www.saltriver.pima-maricopa.nsn.us](http://www.saltriver.pima-maricopa.nsn.us)

**Scottsdale** [www.scottsdaleaz.gov](http://www.scottsdaleaz.gov)

**Sun Lakes** [www.robson.com/page.cfm?name=SunLakes\\_](http://www.robson.com/page.cfm?name=SunLakes_)

**Tempe** [www.tempe.gov](http://www.tempe.gov)

*Working together for our* community



[www.evp-az.org](http://www.evp-az.org)



[www.eastvalleytribune.com](http://www.eastvalleytribune.com)

Gateway to the East Valley: [www.EastValley.com](http://www.EastValley.com)