

Tempe

Sun Lakes

Scottsdale

Queen Creek

Mesa

Guadalupe

Gilbert  
Gilbert

Ahwatukee

Salt River Pima-Maricopa Indian Community

Gila River Indian Community

Apache Junction

Fort McDowell Yavapai Nation

Fountain Hills

Florence

Chandler

Cave Creek

Carefree



Connecting • Location • Education • Innovation • Entrepreneurship • Quality of Life

# The East Valley

of Greater Phoenix, Arizona

# The East Valley of Greater Phoenix, Arizona

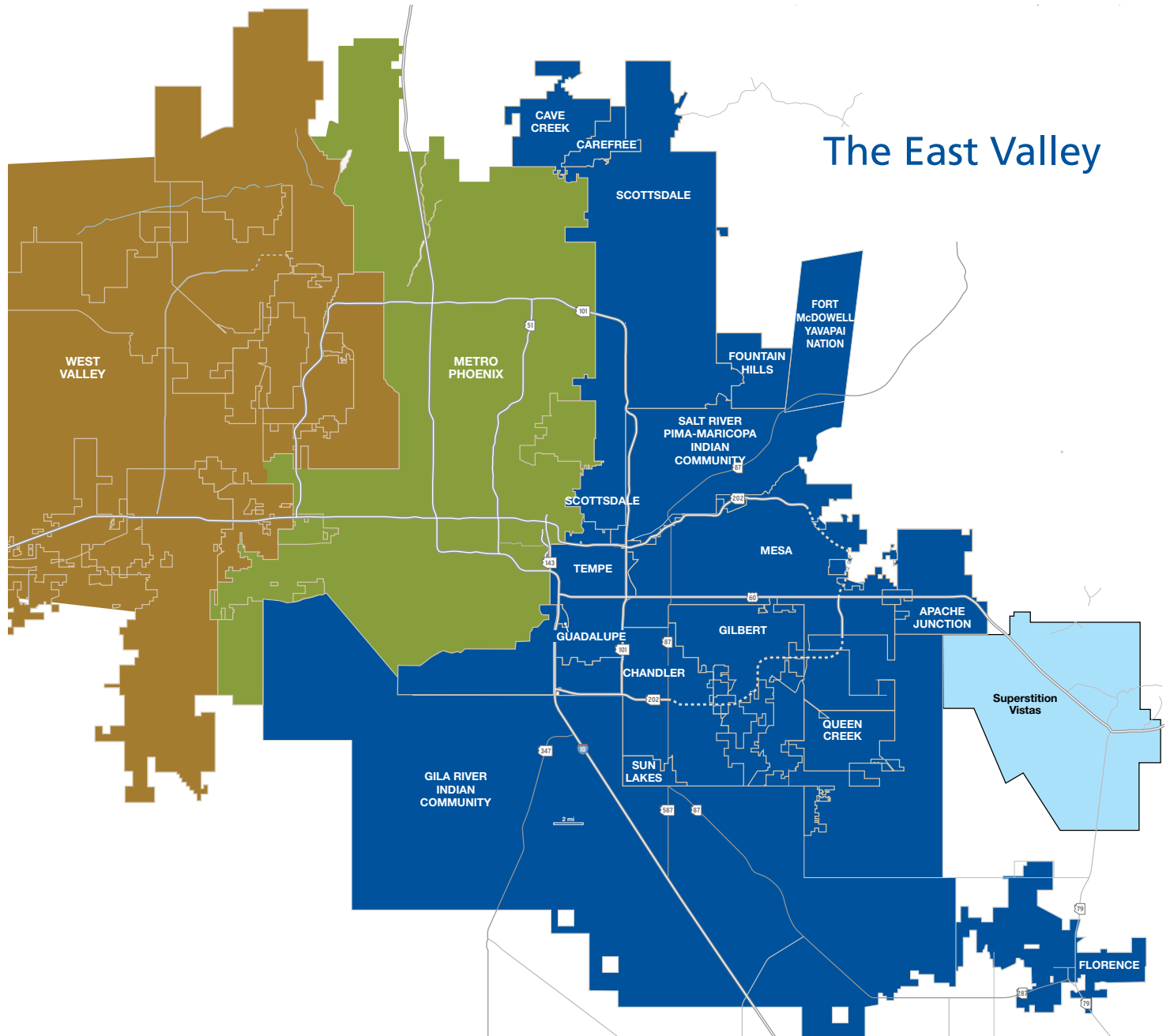
Comprised of seventeen communities, the East Valley of Greater Phoenix has become one of the most dynamic regions in the country with record growth since 1980. In fact, we have welcomed more than 300,000 new households since the 1990 census and nearly 118,000 new households since the 2000 census. The East Valley currently has nearly 1.7 million residents in its trade area, larger than Metro Phoenix, and is expected to grow to nearly 1.4 million by 2012.

This unprecedented growth has resulted in:

- Young, higher income residents
- Culture that values education
- Greater educational attainment

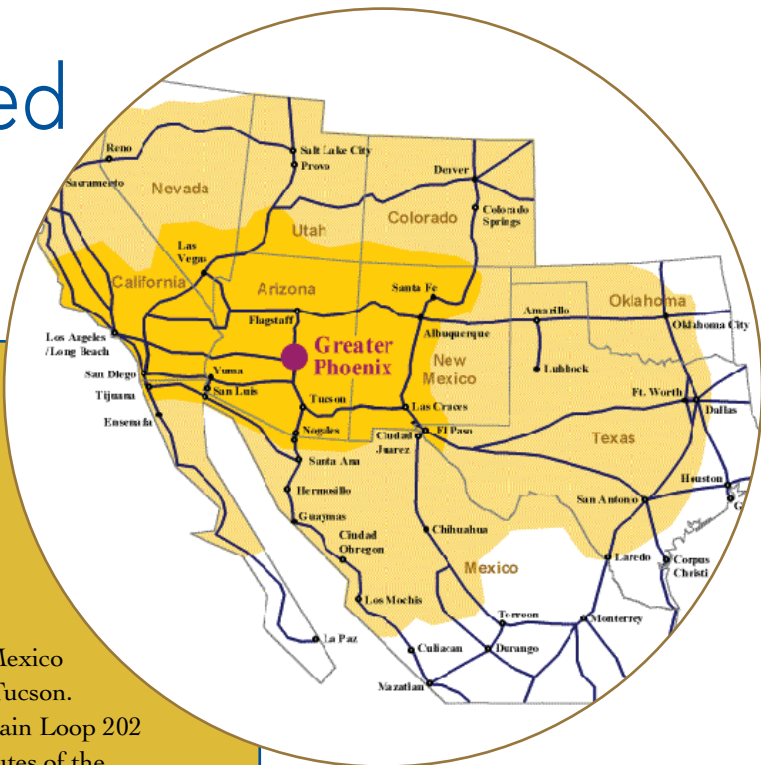
- Highly skilled and talented workforce
- More than \$36 billion consumer base
- Over 54,000 business establishments
- Science- and research-based companies
- New infrastructure and transportation networks

Through a strong collaboration of civic leaders and policy-makers, we are looking ahead to sustaining our strong and vital economy by preparing for greater global competition. As a leader in U.S. growth, we are expanding our base of science and technology companies to build more wealth in our economy, and we are engaging our families in both building and preserving the extraordinary quality of life that exists in our communities.



# The East Valley is conveniently located

within a two-day drive of all the major business and population centers of the Southwestern United States and is comfortably far enough away to enjoy a lower cost of living and a superior quality of life.



## Transportation Infrastructure

### Highways:

- Interstate 10 is a major trucking route connecting the East Valley directly with Los Angeles to the west, and all of the Southeastern United States to the east.
- Interstate 8 provides access to Southern California, connecting to Interstate 10.
- The East Valley also has direct interstate access to Mexico via Interstate 19 which connects to Interstate 10 in Tucson.
- With the completion of the San Tan and Red Mountain Loop 202 freeways, anywhere in the East Valley is within minutes of the major East-West and North-South transportation corridors.

### Air:

- Phoenix Sky Harbor International Airport provides nonstop service to 102 domestic and international destinations with 497 daily nonstop flights, daily nonstop flights to 15 international destinations in Mexico and Canada, as well as to London and Costa Rica and connections to 41 international destinations throughout the world. Sky Harbor has more than 130 international flights departing daily.
- Phoenix-Mesa Gateway Airport offers flights to over 15 destinations across the country including Bellingham, Washington; Rockford, Illinois; and Fargo, North Dakota. Visit [www.phxmesagateway.org](http://www.phxmesagateway.org) to see why flying out of Phoenix-Mesa Gateway Airport is **just plane easy.**<sup>®</sup>
- In addition, there are five primary general aviation airports that serve the area.

### Rail:

- The East Valley is served by the Union Pacific Railroad's Sunset Route.
- Traffic on the Sunset Route averages about 60 trains per day, carrying everything from electronics to automobiles.

### Light Rail:

- METRO's Central Phoenix/East Valley Light Rail Transit Project is one of the largest infrastructure projects in Arizona history. The 20.3-mile light rail system will stretch from 19th Avenue and Bethany Home Road in Phoenix, through uptown and downtown Phoenix, past Sky Harbor Airport, across Tempe Town Lake, through downtown Tempe and eventually through Downtown Mesa. Construction of the Project began in mid-2003 and is scheduled for completion by late December 2008.

### Freight:

- More than 300 overland trucking air cargo companies provide service to domestic and international destinations.

## Mileage to Major Cities From the East Valley

Destination	Road Mileage
Albuquerque	463
Atlanta	1,862
Charlotte	2,092
Dallas	1,069
Denver	809
San Antonio	994
Las Vegas	292
Los Angeles	371
Portland	1,338
Salt Lake City	656
San Francisco	752

Source: Rand McNally - Road Atlas



# Families moving to the East Valley

are delighted with the abundance of housing alternatives and the incredible values.

## Cost of Living Index

City	Composite Score
Las Vegas, NV	110
Los Angeles - Long Beach, CA	150.1
Dallas, TX	90.8
Albuquerque, NM	97.9
Riverside, CA	119.9
San Jose, CA	156.6
Salt Lake City, UT	99.9
Phoenix, AZ	100.8

**Note:** US Average = 100.0. The Index compares the cost of maintaining a standard of living appropriate for moderately affluent professional and managerial households (annual income over \$70,000 in most parts of the country).

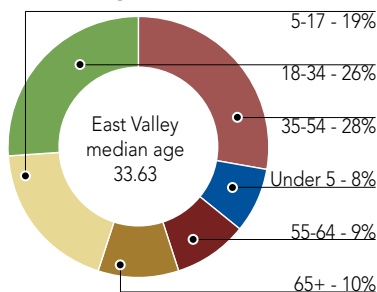
Source: American Chamber of Commerce Research Association, March 2008

## Median Sales Price for an Existing Single Family Home

<b>East Valley</b> <i>(Mesa, Scottsdale, Tempe, Gilbert, Queen Creek, Chandler)</i>	\$253,001
<b>Metropolitan Phoenix</b>	\$220,916
<b>West Valley</b> <i>(Surprise, Glendale, Peoria, Avondale)</i>	\$211,009
<b>Arizona</b>	\$196,311
<b>United States</b>	\$172,914

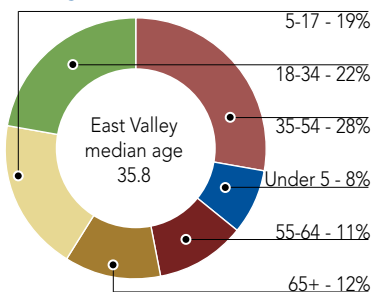
Source: Claritas 2007

2007 East Valley Age Breakdown



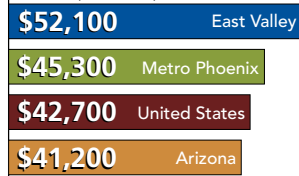
Source: Claritas 2007

2012 East Valley Age Breakdown (Projection)




## Median Household Income


2000 (census)



2007



2012 (projection)



Source: Claritas 2007

## Climate

	Average High*	Average Low*
<b>Winter</b>	67.33	42.3
<b>Spring</b>	84	56
<b>Summer</b>	103.7	77
<b>Fall</b>	87.3	60.3

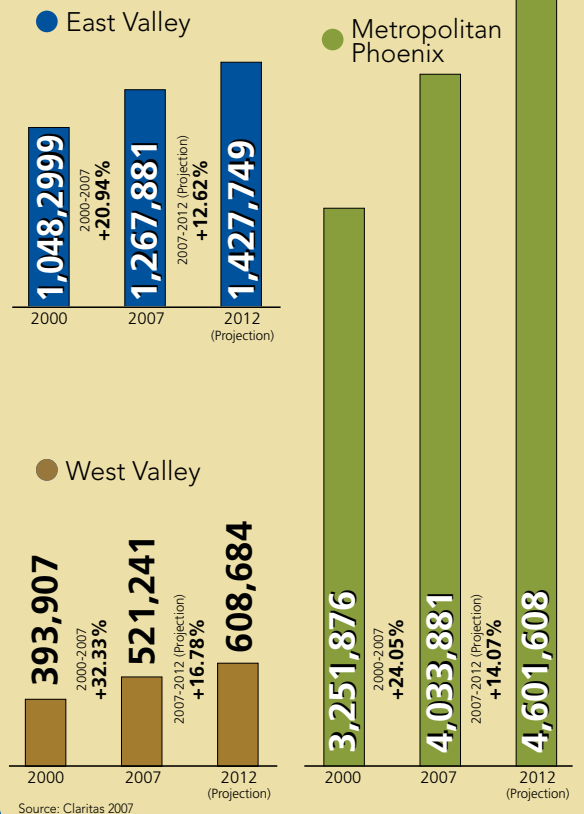
\*Degree Fahrenheit

**Average Annual Rainfall Elevation**      **7.5 inches**  
**1058 feet**

Source: Western Region Climate Center, State Climate Office, Arizona State University

**Note:** Averages are based on data from East Valley core cities Chandler Heights, Mesa, Scottsdale, and Tempe

## Population Growth



Source: Claritas 2007

# You will be in good company

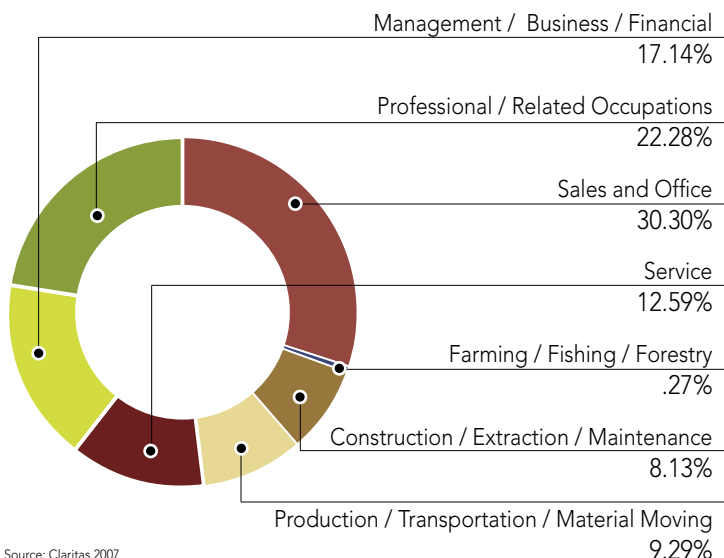
Whether you are a knowledge-driven company, a technology entrepreneur or a basic manufacturer, you will find yourself in good company. The East Valley has a strong corporate base that employs more than 750,000 people, which ranks it as the largest suburban employment center in Arizona.

## Largest East Valley Employers (Private sector)

Company Name	Arizona Employees	Type of Business
Bashas'	10,460	Grocery retailer, supermarkets
US Airways Group	10,380	Scheduled passenger air service, cargo
Intel Corp.	10,000	Semiconductor manufacturer
Banner Health Systems (East Valley)	5,400	Health care
The Boeing Co.	4,600	Aerospace manufacturing and advanced design
Safeway Inc.	4,137	Grocery retailer, supermarkets
Freescale Semiconductor	2,500	Design, manufacture of embedded semiconductors
Gorilla Companies LLC	2,370	Event management, consulting
Empire Southwest LLC	1,800	Heavy equipment, engines
Verizon Wireless	1,700	Wireless voice and data
Microchip Technologies Inc.	1,538	Microcontroller and analog semiconductors
Sonora Quest Laboratories	1,526	Clinical laboratory
Orbital Sciences Corp.	1,457	Small rocket development / design
Chandler Regional Medical	1,371	Health care

Source: The Business Journal Book of Lists 2008  
Note: Based on the number of full-time equivalent employees, list originally published on 6/20/08

## A Balanced Labor Pool 2007 East Valley Employees by Industry



Source: Claritas 2007



## The Costs of Doing Business In the East Valley

Labor	
Mean Wage	\$37,560
Unemployment Insurance (cost per employee)	\$103.66
Unionization Rate	9.7%
Right-to-Work State	Yes

Real Estate	
Commercial Lease Rates	
Office	\$25.44/SF
Industrial	\$0.78/SF
Median Home Price	\$205,100

Utilities	
Electric Rates (per kwh)	
Commercial*	\$0.0920
Industrial**	\$0.0650
Natural Gas (per 1000 cubic feet)	
Commercial	\$12.84
Industrial	\$10.45

Taxes	
Corporate Income Tax	6.968%
Individual Income Tax (highest bracket)	4.54%
State and Local Tax Burden (% of income)	11%

Sources: US Bureau of Labor Stats; American Institute for Full Employment 2007 Mid year report; National Association of Realtors second qtr 2008; CB Richard Ellis MarketView 2008; Energy Information Administration, Electric Power Monthly with data for May 2008; Energy Information Administration, Natural Gas Prices, 2007

\*500 kw, 180,000 kwh, 50% load factor  
\*\*1,000 kw, 650,000 kwh, 90% load factor

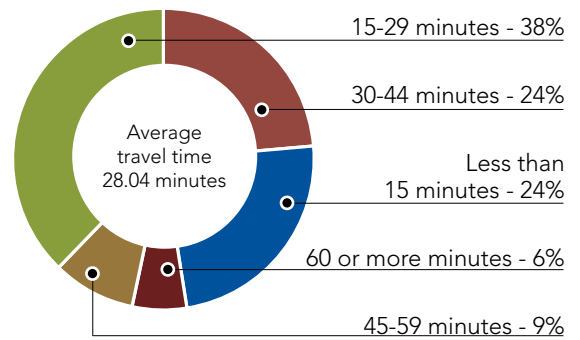
# An educated workforce, high productivity, low absenteeism and competitive wages characterize the East Valley workforce.



## 2007 East Valley Population 16+ by Employment Status

Total Population 16+	963,020	Percent
<b>Civilian Employed</b>	641,138	66.58%
<b>Civilian Unemployed</b>	24,210	2.51%
<b>Not in Labor Force</b>	296,556	30.79%
<b>In Armed Services</b>	1,116	less than 1%

## 2007 East Valley Travel Time to Work



Source: Claritas 2007

## Wage Rates in the East Valley

### Management

Median Hourly: \$36.38  
Average Hourly: \$42.06  
Average Annual: \$87,480

### Business and Financial Operations

Median Hourly: \$23.76  
Average Hourly: \$26.83  
Average Annual: \$55,800

### Computer and Mathematical

Median Hourly: \$29.55  
Average Hourly: \$31.12  
Average Annual: \$64,740

### Architecture and Engineering

Median Hourly: \$29.56  
Average Hourly: \$31.01  
Average Annual: \$64,500

### Life, Physical and Social Science

Median Hourly: \$24.37  
Average Hourly: \$27.25  
Average Annual: \$56,670

### Community and Social Services

Median Hourly: \$18.26  
Average Hourly: \$19.05  
Average Annual: \$39,610

### Legal

Median Hourly: \$31.13  
Average Hourly: \$38.96  
Average Annual: \$81,030

### Education, Training and Library

Median Hourly: \$16.56  
Average Hourly: \$18.10  
Average Annual: \$37,650

### Arts, Design, Entertainment, Sports, Media

Median Hourly: \$17.27  
Average Hourly: \$20.42  
Average Annual: \$42,480

### Healthcare Practitioners and Technical

Median Hourly: \$25.23  
Average Hourly: \$30.10  
Average Annual: \$62,610

### Healthcare Support

Median Hourly: \$11.69  
Average Hourly: \$12.34  
Average Annual: \$25,670

### Personal Care and Service

Median Hourly: \$10.23  
Average Hourly: \$13.58  
Average Annual: \$28,240

### Sales

Median Hourly: \$12.39  
Average Hourly: \$17.02  
Average Annual: \$35,410

### Office and Administrative Support

Median Hourly: \$13.45  
Average Hourly: \$14.46  
Average Annual: \$30,080

### Construction and Extraction

Median Hourly: \$15.75  
Average Hourly: \$17.05  
Average Annual: \$35,460

### Installation, Maintenance and Repair

Median Hourly: \$17.43  
Average Hourly: \$18.90  
Average Annual: \$39,300

### Production

Median Hourly: \$12.83  
Average Hourly: \$14.19  
Average Annual: \$29,520

### Transportation and Material Moving

Median Hourly: \$12.18  
Average Hourly: \$15.64  
Average Annual: \$32,530



# The East Valley: Providing Exceptional Education

## P-20 A Comprehensive Approach To Integrated Learning:

Education in the East Valley is a \$3 billion industry. Educators in the East Valley actively embrace “P-20”, a concept providing seamless education, preschool through graduate school to employment. It has become apparent that K-12 education must be inextricably linked with preschool and postsecondary education. P-20 is a model that holistically links education into one continuum. Through tremendous collaboration, and with the help of the East Valley Education Think Tank, we have created a world-class P-20 system designed to meet the education needs of Arizonans - now and long into the future.

## Unparalleled Access:

The East Valley education community provides access to superb institutions, facilities, and programs, allowing individuals to excel in preschool through doctoral degrees - all within the region.

### The East Valley Has:

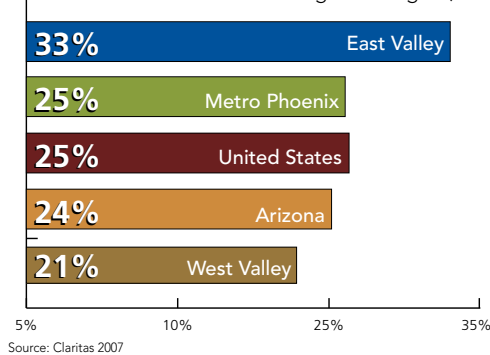
- 16 school districts serving 237,568 K-12 students.
- 77 charter schools serving 24,801 K-12 students.
- One regional district (East Valley Institute of Technology) providing all school districts with career and technical education.
- 6 community colleges with multiple campuses serving more than 100,000 students.
- 6 private universities with multiple distinct campuses.
- 2 state university campuses serving 63,000 students.

## Notable Achievement:

The East Valley provides an exceptional educational environment compared to the rest of Arizona and the nation as demonstrated by the following statistics:

### 2008 Educational Attainment

(Percentage of the population age 25+ who have earned a bachelor's degree or higher)



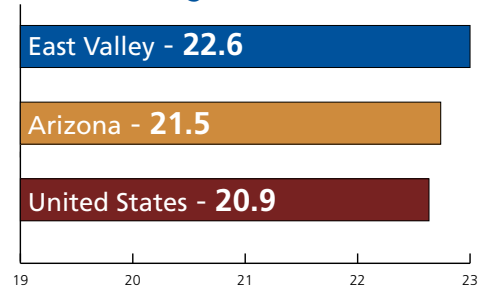
## Largest East Valley Educational Employers

Institution	Employees	Accreditation
Arizona State University	12,083	University education
Mesa Public Schools	8,910	K-12 education
Maricopa County Community College District	4,349	Community college education

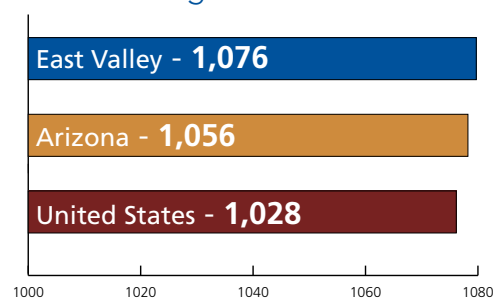
Source: The Business Journal Book of Lists 2007

Note: Based on the number of full-time equivalent employees, list originally published on 12/9/06

### Average ACT Scores



### Average SAT Scores



# East Valley Communities

**Ahwatukee** [www.ahwatukee.com](http://www.ahwatukee.com)

**Apache Junction** [www.ajcity.net](http://www.ajcity.net) **480.474.5467**

**Carefree** [www.carefree.org](http://www.carefree.org) **480.488.3686**

**Cave Creek** [www.cavecreek.org](http://www.cavecreek.org) **480.488.1400**

**Chandler** [www.chandleraz.gov](http://www.chandleraz.gov) **480.782.3030**

**Fort McDowell Yavapai Nation** [www.ftmcdowell.org](http://www.ftmcdowell.org) **480.837.5121**

**Town of Florence** [www.town.florence.az.us](http://www.town.florence.az.us) **520.868.7549**

**Town of Fountain Hills** [www.fh.az.gov](http://www.fh.az.gov) **480.816.5100**

**Gila River Indian Community** [www.gilariver.org](http://www.gilariver.org) **520.562.6130**

**Gilbert** [www.ci.gilbert.az.us](http://www.ci.gilbert.az.us) **480.503.6700**

**Guadalupe** [www.guadalupeaz.org](http://www.guadalupeaz.org)

**Mesa** [www.mesaaz.gov](http://www.mesaaz.gov) **480.644.2398**

**Queen Creek** [www.queencreek.org](http://www.queencreek.org) **480.358.3522**

**Salt River Pima-Maricopa  
Indian Community** [www.saltriver.pima-maricopa.nsn.us](http://www.saltriver.pima-maricopa.nsn.us) **480.850.8000**

**Scottsdale** [www.scottsdaleaz.gov](http://www.scottsdaleaz.gov) **480.312.3111**

**Sun Lakes** [www.sunlakesofarizona.com](http://www.sunlakesofarizona.com)

**Tempe** [www.tempe.gov](http://www.tempe.gov) **480.350.8812**

*Working together for our community*



[www.evp-az.org](http://www.evp-az.org)



[www.eastvalleytribune.com](http://www.eastvalleytribune.com)